




IM#: 14-0001298

Convene®
conference collection

Steelcase



CONVENE, NATURALLY.

Created to maximize customization and seamlessly welcome collaboration and technology, Convene can adapt to any situation. Versatile enough to support any setting, it creates a beautiful, durable space that reflects the essence of your brand. It's furniture that brings people together.

BUILD YOUR OWN IMAGE.

Convene has many customization options that enable you to create an environment as unique as it is hard-working. Convene lets you choose from a wide range of sizes, shapes, and materials to design your own space. From unique tabletop shapes to finding the perfect finish, the options are endless.



IM#: 14-0000938 | SM: CONVENE® (CLEAR SYCAMORE VENEER), SIENTO® (SUGAR LEATHER)



IM#: 14-0000960 | SM: CONVENE® (CLEAR WALNUT VENEER), ENEA CAFE STOOL



IM#: 14-0001297 | SM: CONVENE® (CLEAR SYCAMORE VENEER)



FURNITURE THAT ADJUSTS TO YOUR NEEDS.

Convene makes it easy to transition between activities, so your space can work harder. Designed with collaboration and versatility in mind, Convene offers configurations to support productivity in whatever form it takes – small, impromptu gatherings or large group meetings.



POWER STATION

Retractable in-surface units provide power.



SEAMLESS INTEGRATION

Solid wood nosing and laminate work surface integrate seamlessly.



STAY CONNECTED.

Convene was made to adapt to the technology you need. Plus, it makes it easy to share and display information, putting technology at your fingertips. Convene was designed to support seamless interactions between people and information, making room for collaboration.



IM#: 14-0000954 | SM: CONVENE® (FIGURED MAKORE VENEER), ELECTIVE ELEMENTS® (FIGURED MAKORE VENEER), SIENTO® (WHITE BRISA)



IM#: 14-0000954 | SM: CONVENE® (MILK LAMINATE), ELECTIVE ELEMENTS® (ZEBRANO QUARTERED COMPOSITE), SIENTO® (WHITE BRISA)



IM#: 09-0000478 | SM: CONVENE® (CLEAR MAPLE VENEER AND CLEAR ANODIZED ALUMINUM LEGS), SIENTO® (WHITE BRISA)




SLIDING POWER STRIP

Underside power units minimize impact on work surfaces, hidden away with a single touch.

PERSONALIZE YOUR PRODUCTIVITY.

Convene was designed to be smart with space, making the most of your square footage. Endlessly versatile and customizable, Convene allows for the ability to create a cohesive atmosphere that suits your needs. Durable and flexible, Convene offers solutions to support any space.



INTEGRATED TECHNOLOGY.

Convene makes integration simple with the ability to route power and data from the floor, concealed through the legs, to the work surface.



INTEGRATED OPTIONS.



ROUND POWER AND COMMUNICATION PORT (CAP CLOSED)



ROUND POWER AND COMMUNICATION PORT (CAP OPEN)



OVAL POWER AND COMMUNICATION PORT (CAP CLOSED)



OVAL POWER AND COMMUNICATION PORT (CAP OPEN)



SQUARE POWER UNIT (CLOSED)



SQUARE POWER UNIT (OPEN)



POWER CHANNEL (CLOSED)



POWER CHANNEL (OPEN)



DUAL HINGED TECHNOLOGY ZONE



OPEN WORKSURFACE GROMMET



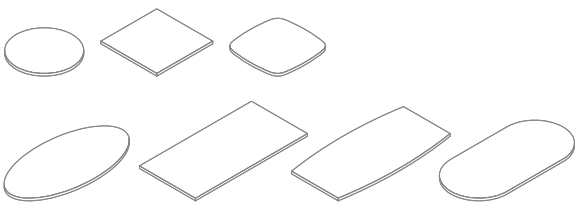
POWER AND COMMUNICATION SPHERE

Convene abbreviated statement of line (specials are available upon request)

Conference Tables Tops

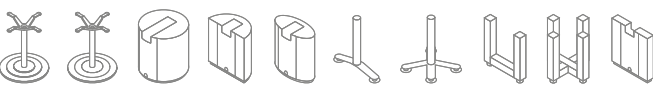
Round: 36", 42", 48", 54", 60", 66", 72"
Square: 36", 42", 48", 54", 60"
Cushion: 36", 42", 48", 54", 60"
Oval: 36"D: 60", 66", 72", 84"W; 42"D: 72", 84", 96", 108"W; 48"D: 96", 108", 120", 144"W; 54"D: 108", 120", 144"W; 60"D: 120", 144", 168"W; 66"D: 120", 144", 168", 192", 216"W; 72"D: 120", 144", 168", 192", 216"W
Rectangular: 36"D: 60", 66", 72", 84"W; 42"D: 72", 84", 96", 108"W; 48"D: 84", 96", 108", 120", 144"W; 54"D: 108", 120", 144", 168"W; 60"D: 120", 144", 168", 192", 216"W; 66"D: 144", 168", 192", 216"W; 72"D: 168", 192", 216"W

Boat-shape: 30"/36"D: 60", 66", 72", 84"W; 36"/42"D: 72", 84", 96", 108"W; 41"/48"D: 84", 96", 108", 120", 144"W; 46"/54"D: 108", 120", 144", 168"W; 51"/60"D: 120", 144", 168", 192", 216"W; 56"/66"D: 144", 168", 192", 216"W; 61"/72"D: 168", 192", 216"W
Racetrack: 36"D: 60", 66", 72", 84"W; 42"D: 72", 84", 96", 108"W; 48"D: 84", 96", 108", 120", 144"W; 54"D: 108", 120", 144", 168"W; 60"D: 120", 144", 168", 192", 216"W; 66"D: 144", 168", 192", 216"W; 72"D: 168", 192", 216"W



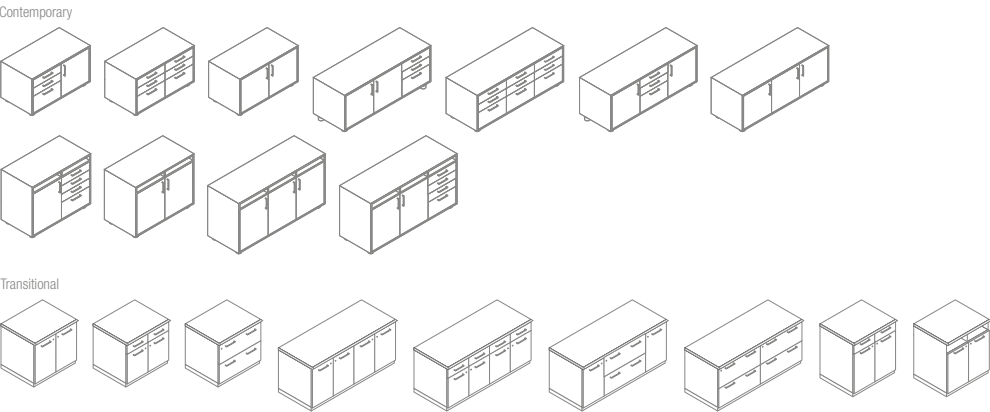
Conference Table Bases

Contemporary Disk: 24", 30"W; 27"H
Transitional Disk: 24", 30"W; 27"H
Circular Drum: 18", 24", 30", 36"W; 27 ½"H
Half Drum: 9", 12", 15", 18"D; 18", 24", 30", 36"W; 27 ½"H
Elliptical Drum: 12", 15", 18"D; 24", 30", 36"W; 27 ½"H
Metal T-flex: 24", 30"W; 27 ½"H
Metal X-flex: 24", 30"W; 27 ½"H
U-panel: 4", 6"D; 18", 24", 30", 36"W; 27 ½"H
X-panel: 24", 30", 36"W; 27 ½"H
Rectangular: 4", 6"D; 18", 24", 30", 36"W; 27 ½"H



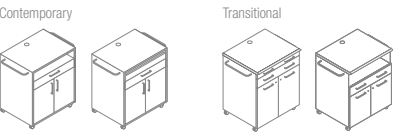
Credenzas

Contemporary-style Storage: 24"D; 45", 67"W; 26"H
Contemporary-style Buffet-height: 24"D; 45", 67"W; 36"H
Transitional-style Storage: 25 ¼"D; 32", 64", 80"W; 29 ½"H
Transitional-style Buffet-height: 25 ¼"D; 32", 64", 80"W; 36"H



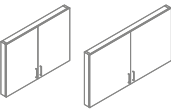
Carts

Contemporary-style Media Cart: 24"D; 32"W; 38 ½"H
Contemporary-style Hospitality Cart: 24"D; 32"W; 38 ½"H
Transitional-style Media Cart: 25"D; 32 ½"W; 37"H
Transitional-style Hospitality Cart: 25"D; 32 ½"W; 37"H



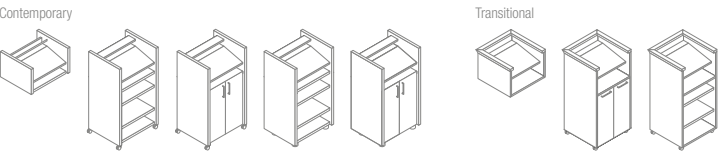
Wallboards

Contemporary-style Wallboards: 5"D, 56", 70"W; 37"H
Transitional-style Wallboards: 5"D, 56", 70"W; 37"H



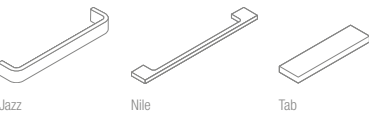
Lecterns

Contemporary-style Table Top Lectern: 22"D; 25"W; 15 ½"H
Contemporary-style Full-height Lectern: 22"D; 25"W; 49 ½"H
Transitional-style Table Top Lectern: 23 ½"D; 27 ½"W; 17"H
Transitional-style Full-height Lectern: 23 ½"D; 27 ½"W; 48"H



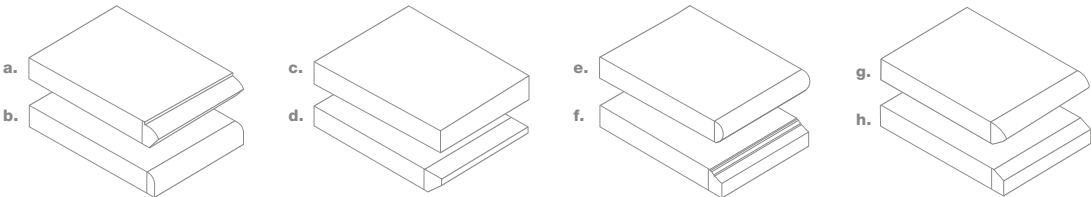
Pull options

Available in Black, Polished Chrome and Brushed Nickel finish.



Profile options

- a. American Elect
- b. Bullnose
- c. Flat
- d. Knife
- e. Lotus
- f. Monarch
- g. Rei
- h. Slope



SURFACE MATERIALS

Surface materials shown in brochure:

VENEER

- Clear Sycamore
- Clear Walnut
- Clear Pecky Pecan
- Figured Makore
- Clear Maple

FABRICS

- Stone
- Sugar
- White
- Polar
- Wasabi
- Graphite

COMPOSITE

- Cedan Silver Ebony
- Zebrano Quartered
- Light Gray Quartered

METAL

- Arctic White
- Platinum Metallic
- Clear Anodized Aluminum

LAMINATES

- Milk

GLASS SKINS

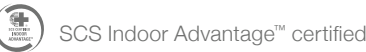
- Ice White

SUSTAINABILITY

PEOPLE. PLANET. PROFIT.

By rethinking our business systems and designing our products to avoid negative impacts on humans and the environment, we contribute to a sustainable future for the planet and its people. We commit to advance our practices through continuous learning and building partnerships with our customers, business partners and environmental thought leaders to optimize our performance and contribute to the science and practice of sustainability.

TO FIND OUT MORE VISIT
WWW.STEELCASE.COM/SUSTAINABILITY



Colors are representative and may vary slightly from actual material.

For further options visit us online.

Specials allow you to design a space to fit your unique needs; with the exact technology, shape, size, and finish you want. Combining standard and special applications, Convene helps you develop an environment that works specifically for you. Specials make it easy to create beautiful, efficient space that perfectly captures the spirit of your brand. Connect with your local dealer for more information.

Love how you work.®

Steelcase®

Call 800.333.9939 or visit steelcase.com



facebook.com/steelcase



twitter.com/steelcase



youtube.com/steelcasetv